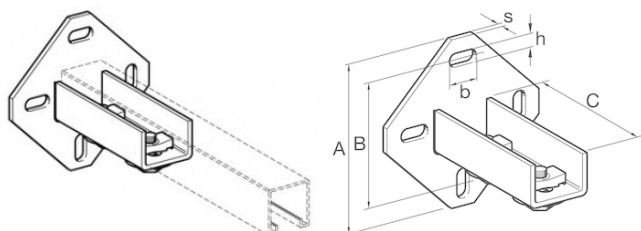


END SUPPORT WBD SS - prosystemitalia.com

## END SUPPORT WBD SS - Group 1730



### Application

In combination with a channel, End Support WBD ss is particularly suitable:

- for setting up support structures attached to walls, floors and ceilings;
- as a base for frame structures.

### Installation

Normally, two anchors grouped opposite to each other and along the load axis are sufficient. Only in exceptional cases (e.g. high props in frameworks) four anchors are required.

Tightening torque 40 Nm.

Suitable for Stainless steel channels with width 41 mm up to height  $\leq 62$  mm.

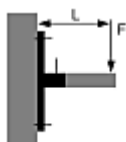
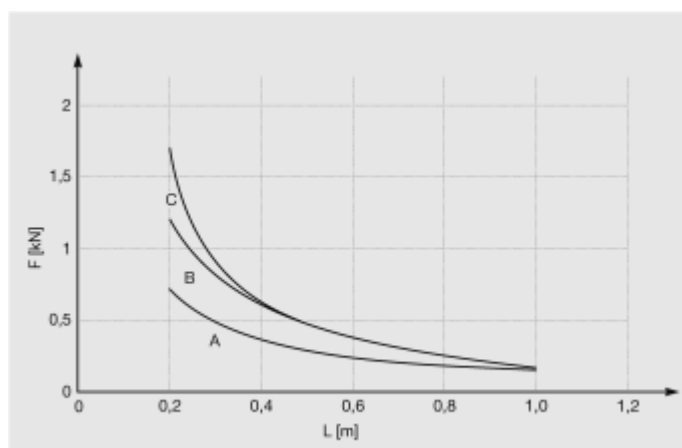
### Technical Data

Type	Suitable for channel	A [mm]	s [mm]	B [mm]	b [mm]	h [mm]	C [mm]
41/41-62	41/41 bis 41/62	135	6	100	25	11	125

The permissible maximum vertical load for ceiling mounting structures fixed by way of at least one traversing bolt (class 8.8) amounts to 7.0 kN.

Material: Stainless steel A4

Working load for wall mounting with channel 41/41 and two anchors of the mentioned load class:



### Restrictions

$$\sigma_{\text{perm}} \leq 160 \text{ N/mm}^2$$

$$f_{\text{perm}} \leq L/100 \text{ for } L > 300 \text{ mm}$$

$$f_{\text{perm}} \leq 3 \text{ mm for } L = 200 \dots 300 \text{ mm}$$

### Anchor load classes

$$A = 1.5 \text{ kN}$$

$$B = 2.5 \text{ kN}$$

$$C = 3.5 \text{ kN}$$

$$D = 6.0 \text{ kN}$$

$$E = 9.0 \text{ kN}$$

Tipo	Kg	Pezzi per confezione	Codice Articolo
WBD 41/41-62 A4	0.9	1	193631